

Please write clearly in block capitals.

Centre number 

--	--	--	--	--

Candidate number 

--	--	--	--

Surname \_\_\_\_\_

Forename(s) \_\_\_\_\_

Candidate signature \_\_\_\_\_

I declare this is my own work.

# INTERNATIONAL AS PHYSICS

## Unit 1 Mechanics, materials and atoms

Time allowed: 2 hours

### Materials

For this paper you must have:

- a Data and Formulae Booklet as a loose insert
- a ruler with millimetre measurements
- a scientific calculator, which you are expected to use where appropriate
- a protractor.

### Instructions

- Use black ink or black ball-point pen.
- Fill in the boxes at the top of this page.
- Answer **all** questions.
- You must answer the questions in the spaces provided. Do not write outside the box around each question or on blank pages.
- All working must be shown.
- If you need extra space for your answer(s), use the lined pages at the end of this book. Write the question number against your answer(s).
- Do all rough work in this book. Cross through any work you do not want to be marked.

### Information

- The marks for questions are shown in brackets.
- The maximum mark for this paper is 80.

For Examiner's Use	
Question	Mark
1	
2	
3	
4	
5	
6	
7	
8	
9	
10	
11–24	
<b>TOTAL</b>	



## Section A

Answer **all** questions in this section.

0 1 . 1

State what is meant by background radiation.

[1 mark]

---



---



---

0 1 . 2

Describe **one** origin of **artificial** background radiation.

[1 mark]

---

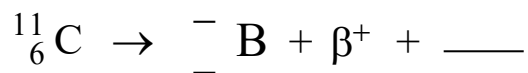


---

0 2

Complete the equation for the beta-plus ( $\beta^+$ ) decay of a carbon-11 nucleus.

[2 marks]



0 3

A photon of electromagnetic radiation can be converted into an electron and a second particle in a pair-production event.

0 3 . 1

Identify the second particle that is created in this pair-production event.

[1 mark]

---

0 3 . 2

Explain why the photon energy must be greater than a minimum value for the pair-production event to happen.

[2 marks]

---



---



---



---



---



---

2

---

2

---

3


0 4 . 1

State what is meant by a vector quantity.

[1 mark]

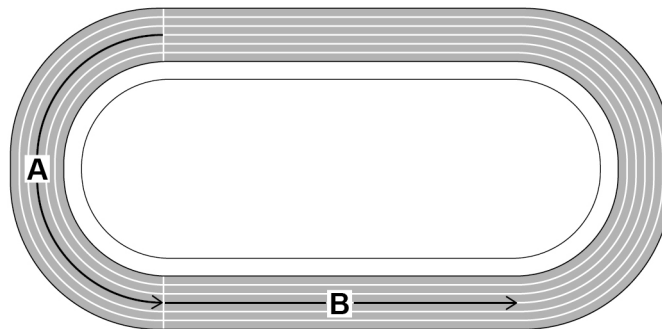
---



---

Figure 1 shows an athletics track.

Figure 1



0 4 . 2

An athlete runs at constant speed through sections **A** and **B** of the track.State and explain whether the athlete is accelerating in sections **A** and **B**.

[3 marks]

**A** \_\_\_\_\_

---



---

**B** \_\_\_\_\_

---



---

4

Turn over ►



0 5 . 1

State what is meant by the centre of mass of an object.

[1 mark]

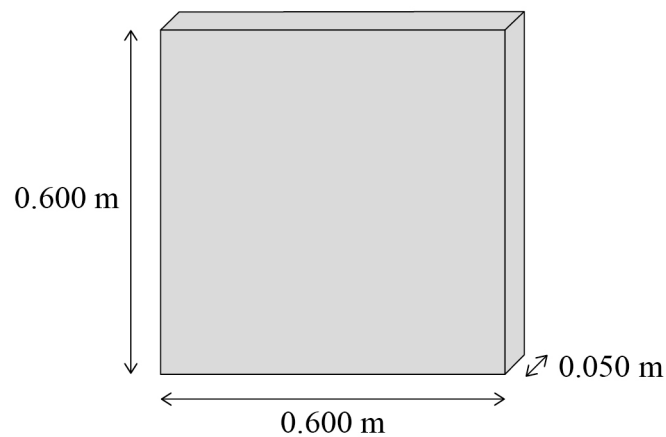
---



---



---

A uniform concrete block has the dimensions shown in **Figure 2**.**Figure 2**

The weight of the concrete block is 343 N.

0 5 . 2

Calculate the density of the concrete.

[2 marks]

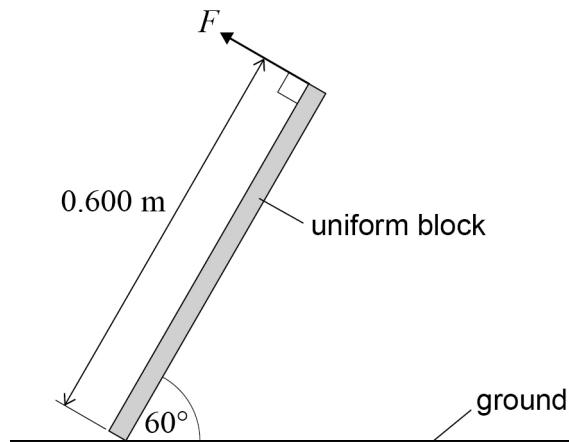
density = \_\_\_\_\_  $\text{kg m}^{-3}$ 

0 5 . 3

**Figure 3** shows the uniform block held in equilibrium by a force  $F$  that is acting at  $90^\circ$  to the block.

Do not write  
outside the  
box

**Figure 3**



Calculate the magnitude of force  $F$ .

[3 marks]

$F =$  \_\_\_\_\_ N

6

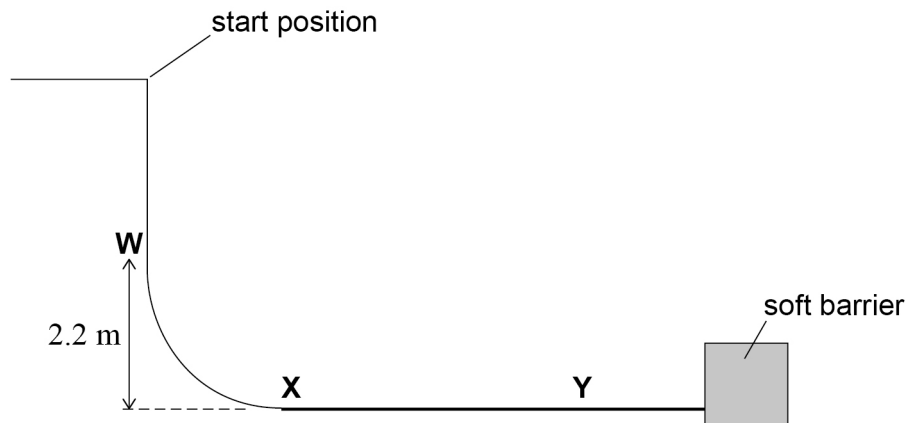
Turn over ►



0 6

Figure 4 shows a drop slide in a theme park.

Figure 4



**W** is the start of the curved section. **X** is the start of the horizontal section.

A child travels along the horizontal section of the slide before coming to rest at **Y**.

There is a soft barrier as a safety precaution.

**Figures 5a, 5b** and **5c** represent the motion of the child on the vertical section, the curved section and the horizontal section of the drop slide.

Figure 5a

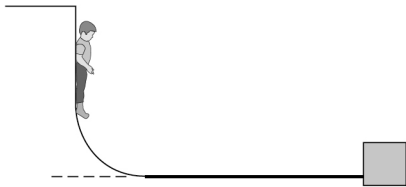


Figure 5b

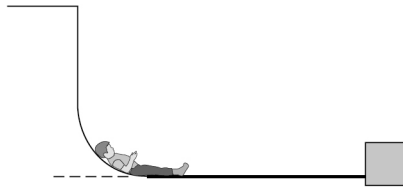
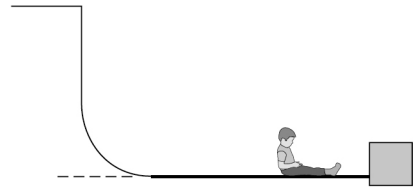


Figure 5c



0 6 . 1

A child of mass 40 kg using the drop slide has a speed of  $7.5 \text{ m s}^{-1}$  at **W**.

Show that the kinetic energy of the child at **X** is approximately 2 kJ.  
Ignore friction between **W** and **X**.

[3 marks]



0 6 . 2

The average frictional force that acts on the moving child between **X** and **Y** is 250 N.

Calculate the distance **XY**.

[2 marks]

**XY** = \_\_\_\_\_ m

0 6 . 3

A man of mass 90 kg uses the slide. His speed as he hits the soft barrier is  $3.2 \text{ m s}^{-1}$ .  
The horizontal section is 12.5 m in length.  
He loses 90% of his kinetic energy along the horizontal section.

Calculate the average frictional force that acts on the man along the horizontal section.

[3 marks]

average frictional force = \_\_\_\_\_ N

0 6 . 4

Explain why a soft barrier is used to reduce the risk of injury rather than a rigid barrier.

[4 marks]

---

---

---

---

---

---

---

---



07

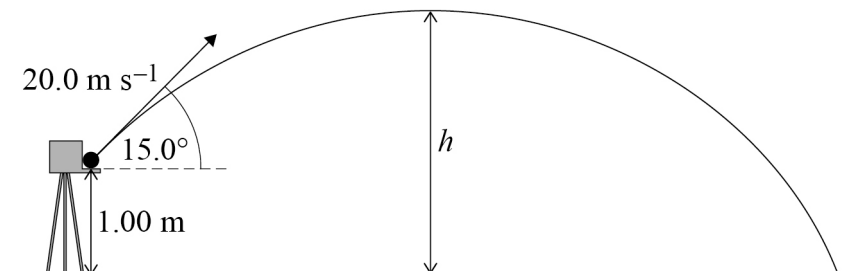
**Figure 6** shows a machine that projects a tennis ball with an initial velocity of  $20 \text{ m s}^{-1}$  at an angle of  $15.0^\circ$  to the horizontal.

$h$  is the maximum height that the ball reaches above the ground.

Ignore air resistance in all of your calculations.

**Figure 6**

not to scale



07.1

Calculate the vertical component of the initial velocity of the ball.

[1 mark]

vertical component = \_\_\_\_\_  $\text{m s}^{-1}$

07.2

Show that  $h$  is approximately 2.4 m.

[3 marks]





**0 7 . 3**

Calculate the horizontal distance the ball travels before it lands.

**[3 marks]**

distance = \_\_\_\_\_ m

**0 7 . 4**

The machine now projects a ball of mass 58 g vertically upwards.

The machine uses a compressed spring to do this.

The spring obeys Hooke's Law and is compressed through a distance of 0.050 m in order to project the ball.

The spring constant of the spring is  $9.3 \text{ kN m}^{-1}$ .

Calculate the maximum height above the point of release that the ball can reach.

**[3 marks]**

maximum height = \_\_\_\_\_ m

**Question 7 continues on the next page****Turn over ►**

**0 7 . 5** The ball does not reach this maximum height.

Explain why.

**[2 marks]**

---

---

---

---

---

---

---

**12**



0	8	.	1
---	---	---	---

Calculate the specific charge of a nucleus of gold-197 ( $^{197}_{79}\text{Au}$ ).

State an appropriate unit for your answer.

**[3 marks]**

specific charge = \_\_\_\_\_ unit \_\_\_\_\_

**Question 8 continues on the next page**

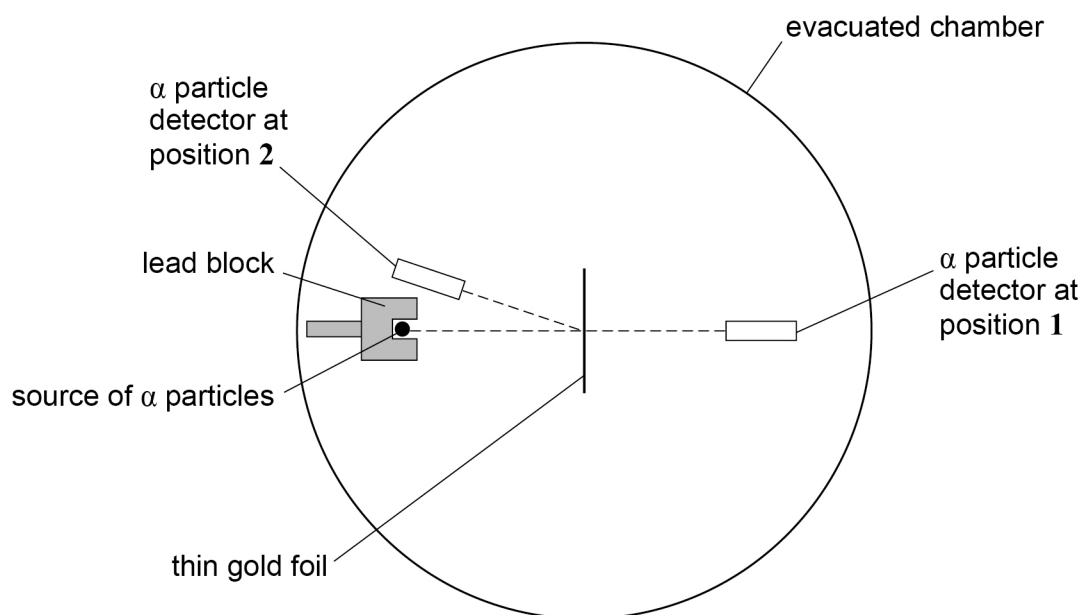
**Turn over ►**



**Figure 7** shows a Rutherford scattering experiment in which alpha ( $\alpha$ ) particles are directed at a thin gold foil.

A detector counts the number of alpha particles scattered by the thin gold foil per second.

**Figure 7**



0 8 . 2

**Figure 7** shows two positions of the detector in the evacuated chamber.

Compare the numbers of alpha particles per second detected at position 1 and position 2.

[1 mark]

---



---

0 8 . 3

State **two** conclusions from the Rutherford scattering experiment about the structure of the atom.

[2 marks]

1 

---

---

---

2 

---

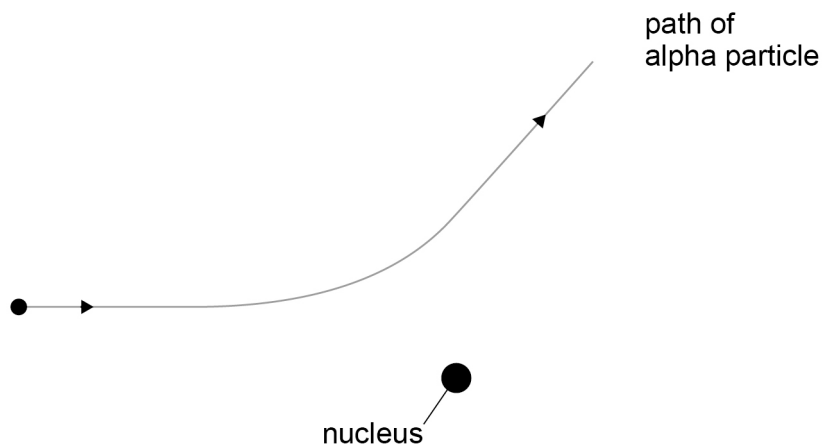
---

---



**Figure 8** shows the path of an alpha particle moving close to a gold nucleus.

**Figure 8**



The experiment is repeated with thin copper-63 ( ${}^{63}_{29}\text{Cu}$ ) foil instead of gold.

**08.4**

Sketch, on **Figure 8**, a line showing the path taken by an alpha particle with the same energy and starting from the same initial position.

[1 mark]

**08.5**

Explain your answer to Question **08.4**.

[2 marks]

---

---

---

---

---

---

---

9

**END OF SECTION A**

**Turn over ►**



**Section B**

Answer **all** questions in this section.

**0 9**

Technetium-99m is a radioactive isotope used in hospitals.

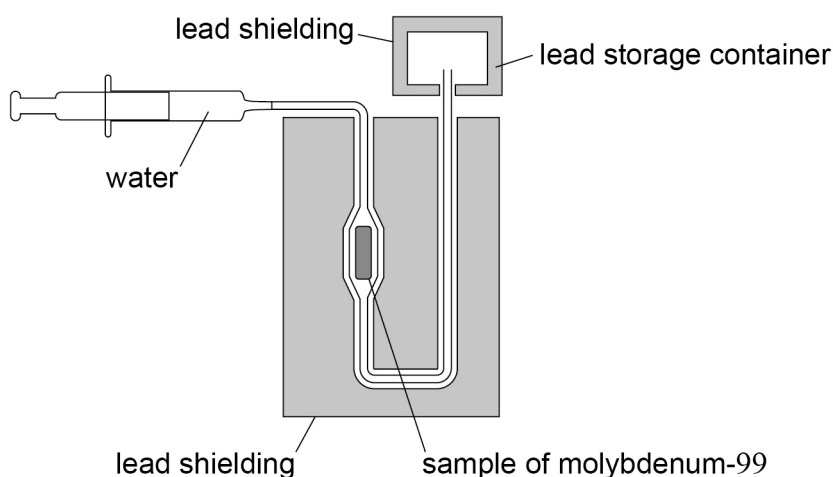
**0 9 . 1**

Identify the type of radiation that is emitted when a technetium-99m nucleus de-excites.

**[1 mark]****0 9 . 2**

Samples of technetium-99m are prepared at a hospital from a source of the radioactive isotope molybdenum-99 that is stored at the hospital.

**Figure 9** shows the generator that is used to prepare the sample of technetium-99m.

**Figure 9**

Water from a syringe passes through the molybdenum-99 sample. The technetium-99m that forms from the decay of the molybdenum-99 dissolves in the water. The water containing technetium-99m is collected in a lead storage container.

Explain how the apparatus in **Figure 9** allows safe handling of the collected sample.

**[2 marks]**


---



---



---



---



---

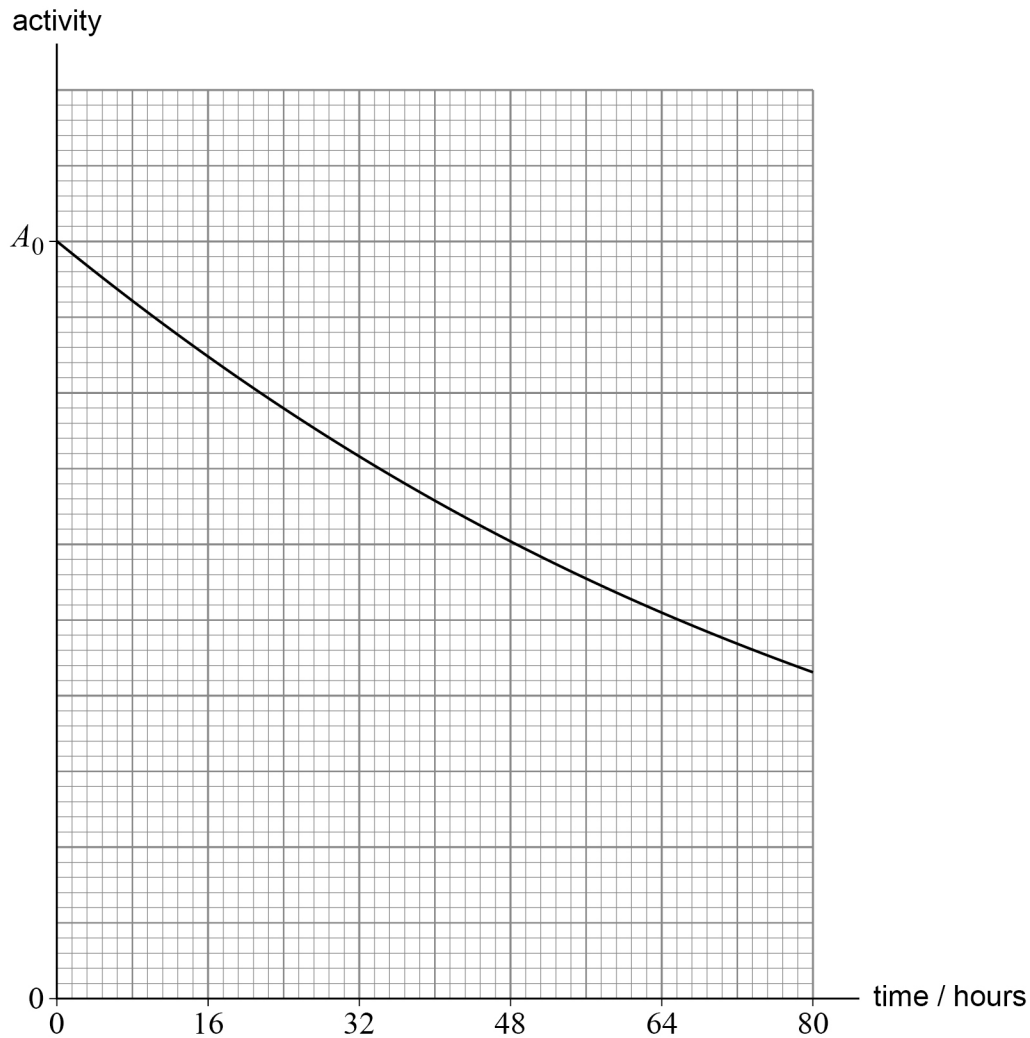


0 9 . 3

**Figure 10** shows the variation of the activity of molybdenum-99 in the generator over an 80-hour period.

$A_0$  is the initial activity of the molybdenum-99 in the generator.

**Figure 10**



Estimate the half-life of molybdenum-99.

**[1 mark]**

half-life = \_\_\_\_\_ hours

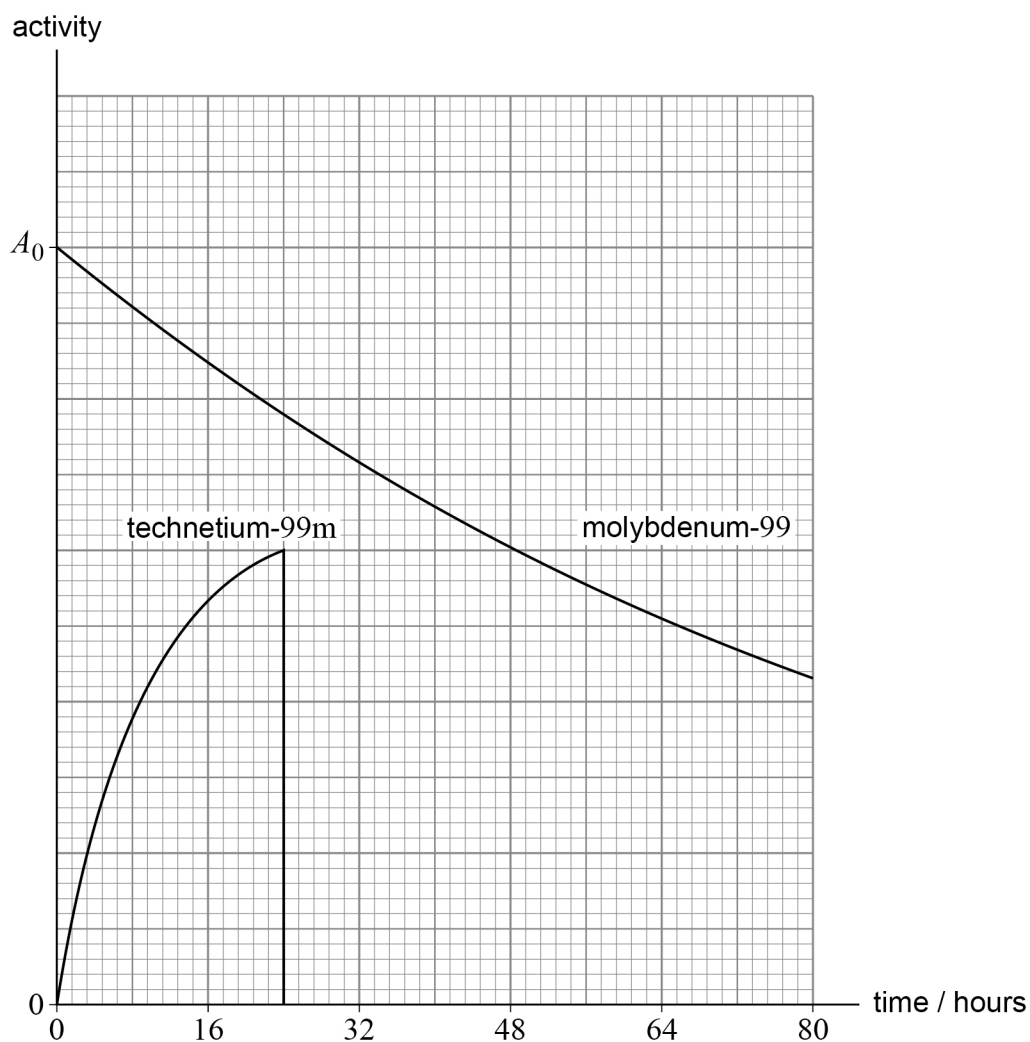
**Question 9 continues on the next page**

**Turn over ►**



0 9 . 4

**Figure 11** shows the activity of the molybdenum-99 over an 80-hour period and the activity of the technetium-99m that is formed in the generator over the first 24 hours of the same period.

**Figure 11**

A sample of technetium-99m is collected from the generator every 24 hours causing the activity of the technetium-99m in the generator to fall to zero.

Sketch, on **Figure 11**, the activity of the **technetium-99m** between 24 and 72 hours.

**[2 marks]**





0	9	.	5
---	---	---	---

Explain why a sample of technetium-99m is collected every 24 hours and not more frequently.

**[2 marks]**

---

---

---

---

---

---

---

8
---

**Turn over for the next question**

**Turn over ►**

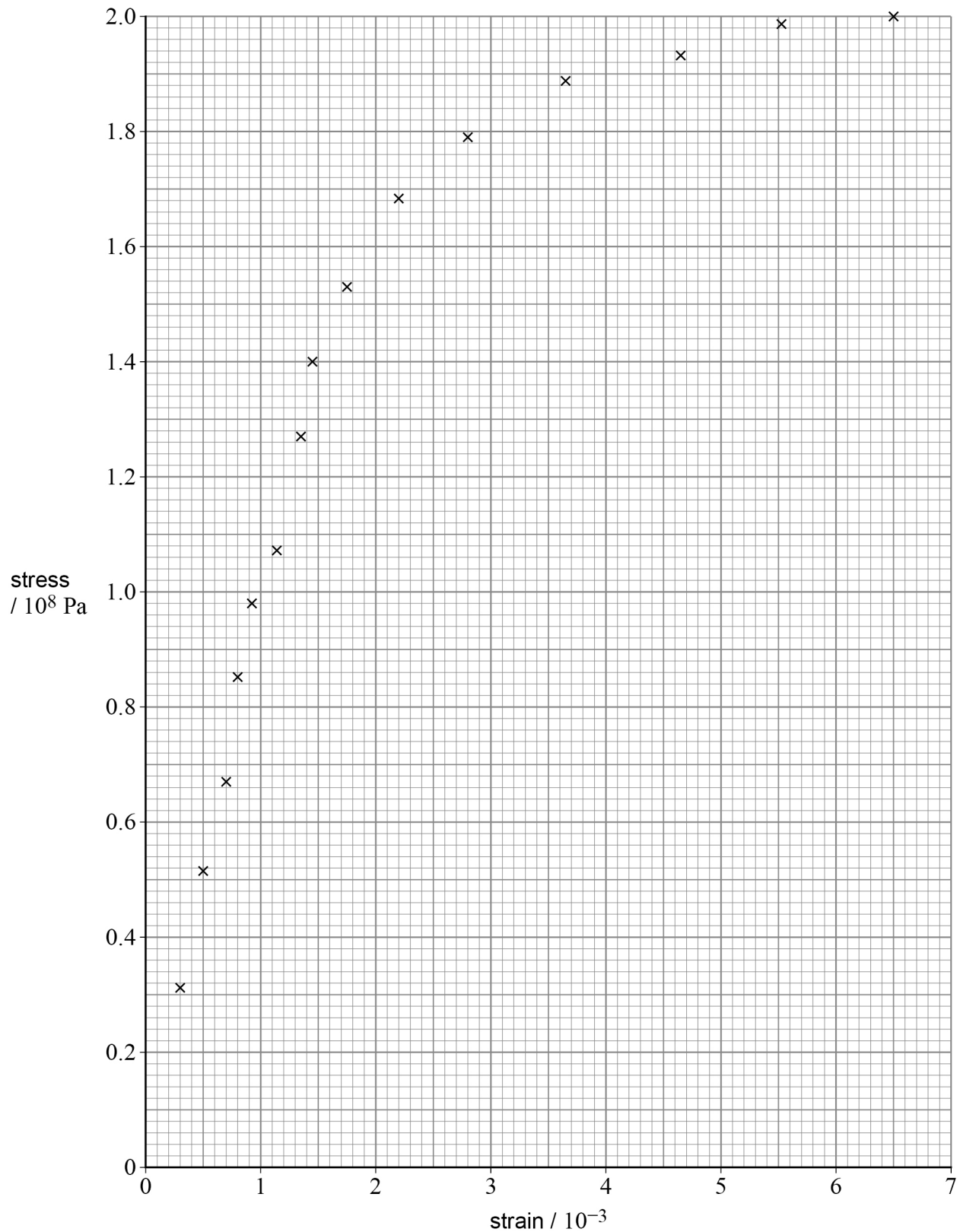


1 0

**Figure 12** shows the data from an experiment in which a copper wire was stretched by applying a known tensile force.

The total extension of the wire was recorded for each value of applied force.

**Figure 12**



Do not write  
outside the  
box



1 0 . 1

Draw a line of best fit on **Figure 12**.

[1 mark]

1 0 . 2

Determine, using **Figure 12**, a value for the Young modulus for copper.

[2 marks]

Young modulus for copper = \_\_\_\_\_ Pa

1 0 . 3

Describe how the uncertainty in your value for the Young modulus could be estimated from the graph.

[1 mark]

---



---



---

1 0 . 4

The area under a stress–strain graph represents the mechanical work done per unit volume on the material as it is deformed.

The original length of the wire used in this experiment is 1.50 m and its cross-sectional area is  $0.397 \text{ mm}^2$ .

Determine the work done on the wire as its original length is increased by 6.0 mm.

[4 marks]

work done = \_\_\_\_\_ J

**END OF SECTION B**

8

**Turn over ►**

## Section C

Each of the questions in this section is followed by four responses, **A**, **B**, **C** and **D**.

For each question select the best response.

Only **one** answer per question is allowed.


For each question, completely fill in the circle alongside the appropriate answer.


CORRECT METHOD



WRONG METHODS



If you want to change your answer you must cross out your original answer as shown. 

If you wish to return to an answer previously crossed out, ring the answer you now wish to select as shown. 

You may do your working in the blank space around each question but this will not be marked.  
Do **not** use additional pages for this working.

**1 1** What is the unit of energy in SI (fundamental) base units?

[1 mark]

**A** N m ☐

**B** kg m s<sup>-1</sup> ☐

**C** kg m<sup>2</sup> s<sup>-2</sup> ☐

**D** N m s<sup>-1</sup> ☐

**1 2** Which row shows a scalar quantity and a vector quantity?

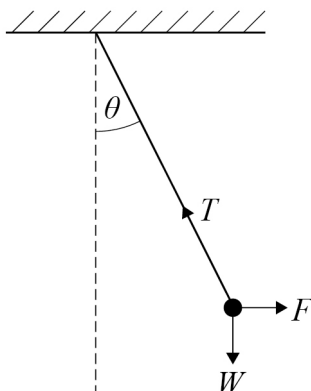
[1 mark]

	Scalar	Vector	
<b>A</b>	displacement	acceleration	<input data-bbox="1203 1666 1265 1711" type="radio"/>
<b>B</b>	kinetic energy	displacement	<input data-bbox="1203 1744 1265 1789" type="radio"/>
<b>C</b>	weight	speed	<input data-bbox="1203 1823 1265 1868" type="radio"/>
<b>D</b>	distance	temperature	<input data-bbox="1203 1901 1265 1946" type="radio"/>



**1 3**

The bob of a pendulum is held in equilibrium as shown in the diagram.



Which expression is correct?

[1 mark]

**A**  $F = T \times \cos \theta$

☐

**B**  $F = T \times \sin \theta$

☐

**C**  $\frac{\sin \theta}{F} = T$

☐

**D**  $\frac{F}{\cos \theta} = T + W$

☐

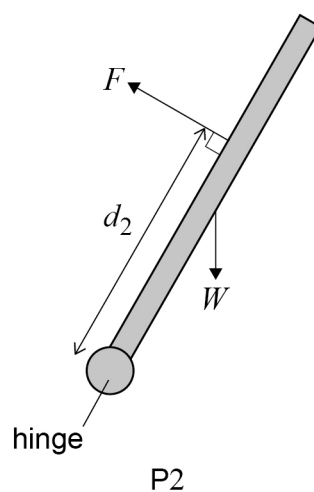
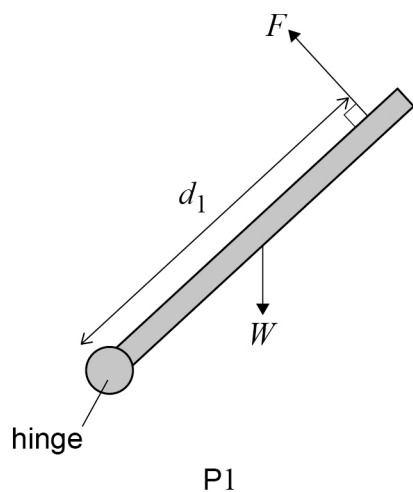
Turn over for the next question

Turn over ►



1 4

A hinged pole of weight  $W$  is in equilibrium at positions P1 and P2. Force  $F$  has the same magnitude in both positions.  $F$  is applied at right angles to the pole at different distances  $d_1$  and  $d_2$  from the hinge.



Which row is correct?

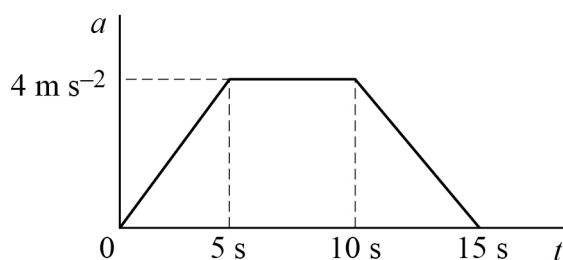
[1 mark]

	Clockwise moment about the hinge	Anticlockwise moment about the hinge	
<b>A</b>	larger in P1 than in P2	smaller in P1 than in P2	<input type="radio"/>
<b>B</b>	larger in P1 than in P2	larger in P1 than in P2	<input type="radio"/>
<b>C</b>	smaller in P1 than in P2	smaller in P1 than in P2	<input type="radio"/>
<b>D</b>	smaller in P1 than in P2	larger in P1 than in P2	<input type="radio"/>



**1 5**

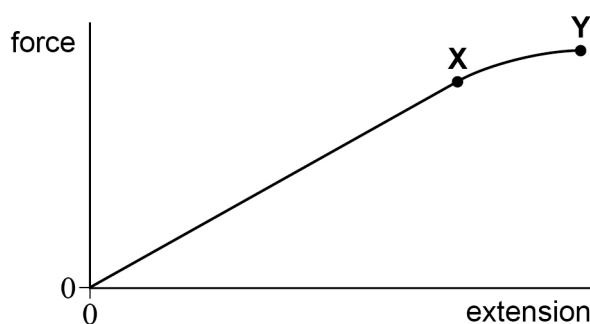
The graph shows the variation of acceleration  $a$  with time  $t$  for an object.



What is the change in velocity of the object due to this acceleration?

**[1 mark]****A** 0☐**B**  $30 \text{ m s}^{-1}$ ☐**C**  $40 \text{ m s}^{-1}$ ☐**D**  $60 \text{ m s}^{-1}$ ☐**1 6**

A force is applied to a metal wire and causes it to extend. The force is gradually increased from zero and then reduced back to zero. The force–extension curve is the same during loading and unloading.



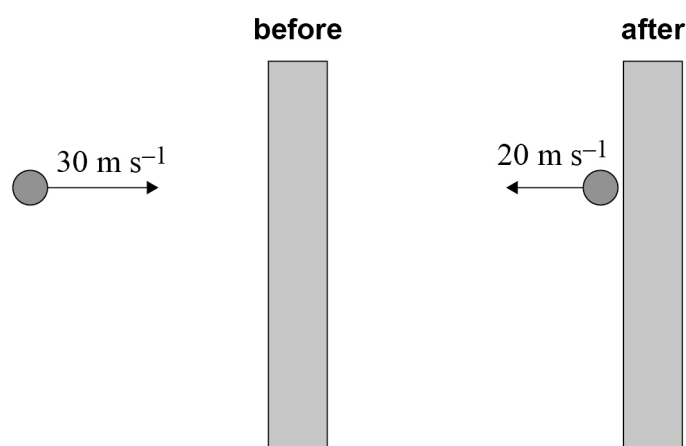
What is the behaviour of the wire between 0 and **X** and between **X** and **Y**?

**[1 mark]**

	<b>0X</b>	<b>XY</b>	
<b>A</b>	elastic	plastic	<input type="radio"/>
<b>B</b>	elastic	elastic	<input type="radio"/>
<b>C</b>	plastic	plastic	<input type="radio"/>
<b>D</b>	plastic	elastic	<input type="radio"/>

**Turn over ►**

- 1 7** A ball of mass  $0.1 \text{ kg}$  hits a wall and rebounds.



What is the magnitude of the impulse that acts on the ball?

[1 mark]

- A**  $1 \text{ N s}$  ☐
- B**  $2 \text{ N s}$  ☐
- C**  $3 \text{ N s}$  ☐
- D**  $5 \text{ N s}$  ☐

- 1 8** A box is pushed a distance  $x$  with a force  $F$  in a time  $t$ . The rate of energy transfer is  $P$ .

The same box is pushed a distance  $2x$  with a force  $5F$  in a time  $\frac{t}{2}$ .

What is the new rate of energy transfer?

[1 mark]


- A**  $2P$  ☐
- B**  $5P$  ☐
- C**  $10P$  ☐
- D**  $20P$  ☐





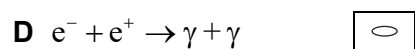
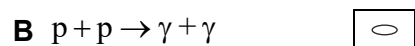
**1 9** Which pair of nuclei has the same number of neutrons?

[1 mark]



**2 0** Which is a possible annihilation event?

[1 mark]



**2 1** Alpha particles

[1 mark]

**A** can be deflected by a strong magnetic field. ☐

**B** are less ionising than beta particles. ☐

**C** have a greater specific charge than beta particles. ☐

**D** obey the inverse-square law in air. ☐

Turn over for the next question

Turn over ►



**2 2**

A radioactive source has a half-life of 3 days.

Initially a detector at a fixed distance from the source records an average count rate of 180 counts per minute.

The average background count rate is 20 counts per minute.

What is the average count rate recorded by the detector 6 days later?

**[1 mark]**

**A** 40 counts per minute

☐

**B** 45 counts per minute

☐

**C** 60 counts per minute

☐

**D** 65 counts per minute

☐**2 3**

A detector is placed 30 cm from a gamma source and records an average count rate of 290 counts per minute.

A second identical detector is placed a distance of 90 cm from the source.

The average background count rate is 20 counts per minute.

What is the average count rate measured by the second detector?

**[1 mark]**

**A** 30 counts per minute

☐

**B** 32 counts per minute

☐

**C** 50 counts per minute

☐

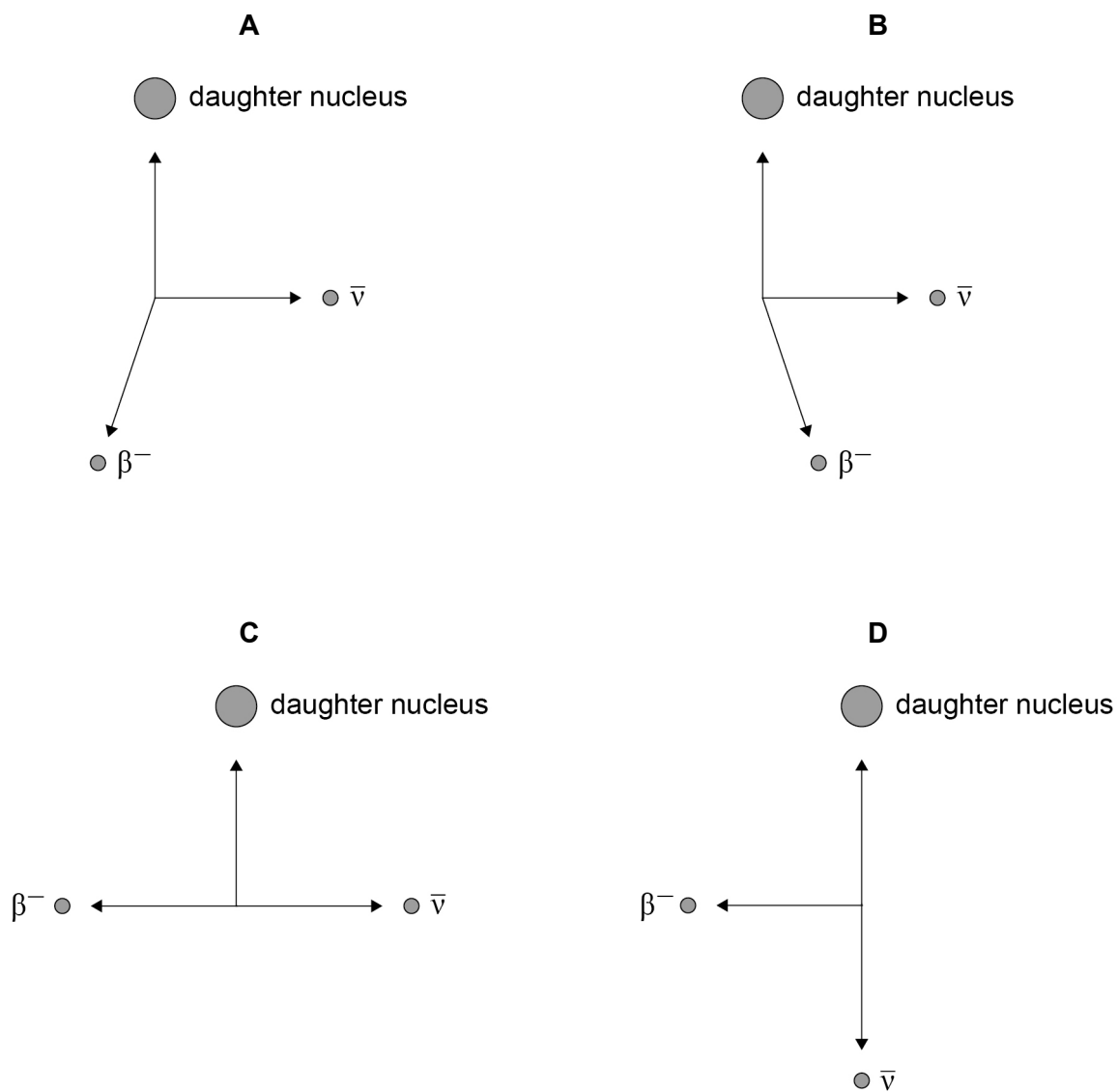
**D** 97 counts per minute

☐

**2 4**

Which diagram represents the beta-minus ( $\beta^-$ ) decay of a stationary nucleus with the emission of an antineutrino ( $\bar{\nu}$ )?

The arrows show the direction of movement of the products of the decay.

**[1 mark]**

- A** ☐
- B** ☐
- C** ☐
- D** ☐

**END OF QUESTIONS**

**There are no questions printed on this page**

*Do not write  
outside the  
box*

**DO NOT WRITE ON THIS PAGE  
ANSWER IN THE SPACES PROVIDED**



Do not write  
outside the  
box

[illegible]

*Do not write  
outside the  
box*

[illegible]

[illegible]

**There are no questions printed on this page**

*Do not write  
outside the  
box*

**DO NOT WRITE ON THIS PAGE  
ANSWER IN THE SPACES PROVIDED**

**Copyright information**

For confidentiality purposes, all acknowledgements of third-party copyright material are published in a separate booklet. This booklet is published after each live examination series and is available for free download from [www.oxfordaqaexams.org.uk](http://www.oxfordaqaexams.org.uk).

Permission to reproduce all copyright material has been applied for. In some cases, efforts to contact copyright-holders may have been unsuccessful and Oxford International AQA Examinations will be happy to rectify any omissions of acknowledgements. If you have any queries please contact the Copyright Team.

Copyright © 2022 Oxford International AQA Examinations and its licensors. All rights reserved.



3 2



2 2 6 X P H O 1

IB/M/Jun22/PH01